

Boost Vibes Manual

v1.0.0



Introducing the Vibes Series

Looks like you just picked up the Vibes we were laying down!

Real music isn't dead. It's just been buried beneath endless menus, complicated software, and people telling you guitar tone should be engineered instead of played. We beg to differ...

Spiral Vibes was built for every player who's ever lost the spark while chasing "the perfect setting." We come from decades of writing records, touring stages, and standing in front of loud amplifiers and even louder audiences. We know the magic doesn't happen staring at waveforms or scrolling through presets.

Real magic happens the moment your fingers hit the strings, and you channel your guitar heroes, whether you're crushing the stage for 20,000 rockaholics or playing for your mom. That's why we built Vibes.

So, without further ado, let's have a heart to heart chat ya? You probably thought your amp sim sounded amazing, but then you heard your lunatic uncle raving on after one too many at the family reunion and wondered...what if my amp could have a bit more attitude?

Striding in like a boss at stage left is the mighty Boost Vibes, a gloriously raucous brew of sonic misbehaviour designed to give your favourite amp sim the kick it deserves. It'll deliver more punch than a fist fight in a parking lot, and more of that lovely harmonic business that happens when you push an amplifier just a little too far.

You asked for attitude, well we're afraid to report that this one barks back like a pack of rabid Rottweilers.

Get Vibes

System Requirements

- AU, VST and AAX formats
- macOS 11 or newer (Apple Silicon 64 bit)
- Window 10 or newer

Terms and Conditions

All Quantum DSP products are subject to our standard Terms and Conditions which can be viewed at https://quantumdsp.com/pages/terms-of-service

Copyright © 2026 Quantum DSP LTD. All rights reserved.



Introducing Boost Vibes

Chronicle Entry 341 — 2026

Archive Classification: Unkown
Origin: Unverified
Recovered Transmission: Q-009-BST-001

The following account was recovered from the ruins of High Command following the Nexus Singularity. Its authenticity remains disputed and the Q collective denies any knowledge of its existence.

Transcript:

The war was over, or at least, that's what everyone thought. The Old Guard had fallen and Invader had shattered their defences, Carnage had reduced their armies to rubble, and Nexus had assimilated what remained of their once-mighty empire.

The Q Collective had established absolute control over every frequency and harmonic resonance in the known universe. They channeled all these frequencies through the heartless machine hub known as Nexus, which was able to send the perfect guitar tone through a vast distribution network that spread across the globe like a deep labyrinth of transmission lines.

Deep beneath the ruins of High Command, in a forgotten research facility somehow spared from the destruction, a familiar voice broke the silence.

"Uh, Commander? You're going to want to see this."

The Commander sighed.

"Davis, the last time you said that, you accidentally triggered a planetary singularity. I'm still getting complaints from the Producer."

"Yes, Sir. About that..."

"What now?"

“Well, Sir, I’ve been studying some of the circuitry we recovered before Nexus took over. There’s something strange about it. Something the Q didn’t account for.”

The Commander stared at the battered circuit board on Davis’s workbench.

“Looks like a bloody guitar pedal.”

“That’s what I thought, Sir. But when I connected it to one of our remaining amplifiers, something extraordinary happened.”

“Extraordinary how?”

“The amplifier became more aggressive and its harmonic output increased beyond anything we’ve ever recorded.”

“So, you turned it up?”

“No, Sir. That’s the thing, I didn’t turn anything up.”

Q-009-BST-001-Amplification Detected

The lights flickered.

“Davis...”

“Sir?”

“Please tell me you didn’t plug that thing into the...”

Davis hesitated.

“Well, technically...”

Boost Sequence Initiated

“Oh, for the love of...”

A violent green pulse erupted from the device, racing through the abandoned facility and into the countless circuits connecting the world to the Nexus. Dormant amplifiers roared to life around the planet, seething with unrelenting fury. The Q collective, having achieved what it believed was absolute sonic perfection, suddenly encountered something it had never anticipated.

Q-009-BST-001-Boost Sequence Complete

Q-009-BST-001-Limitless Power Unleashed

Perpetual License Activation



1. Open Activation Window

Click on the "Boost Vibes" title located at the bottom, to access the license activation area if you do not see the activation window on screen.

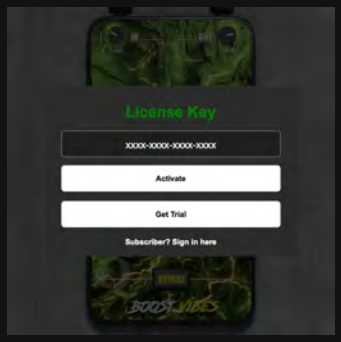

2. Enter Activation Code

Copy the key provided at purchase by pressing the CMD+C (CTRL+C on PC) shortcut and then paste it into the license key box using CMD+V (CTRL+V on PC). Once this is done, click the “Activate” button.

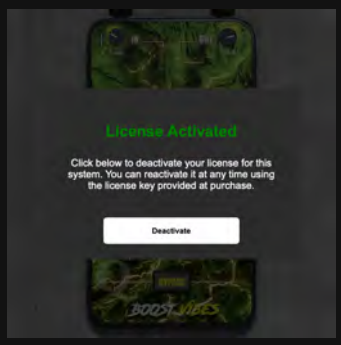

3. License Activated

If your key is valid, the message will read "License Activated". You can click anywhere outside the activation window to exit or you can click the "Invader" title to close the screen.

Subscription License Activation



1. Open Activation Window

Click on the "Invader Vibes" title located at the bottom, to access the license activation area if you do not see the activation window on screen.

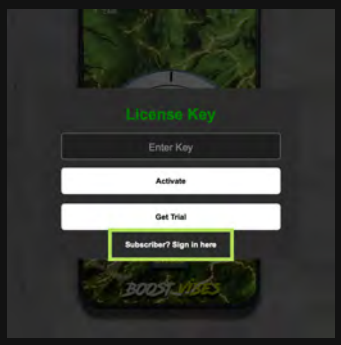

2. Open User Login Section

Click on the "Subscriber? Sign in here" link located under the "Get Trial" button, to access the subscription license activation area.

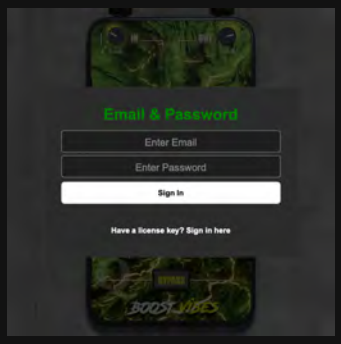

3. Enter User Email and Password

Enter the email and default password provided at purchase by pressing the CMD+C (CTRL+C on PC) shortcut and then paste it into the license key box using CMD+V (CTRL+V on PC). Once this is done, click the “Sign In” button.

Once your subscription has been activated, you can change/update your user password by visiting the customer dashboard by either clicking on the link in the email provided with your password during purchase or by logging into your Quantum customer account here: https://account.quantumdsp.com/authentication/login

Trial Activation



1. Open Activation Window

Click on the "Boost Vibes" title located at the bottom, to access the license activation area if you do not see the activation window on screen.

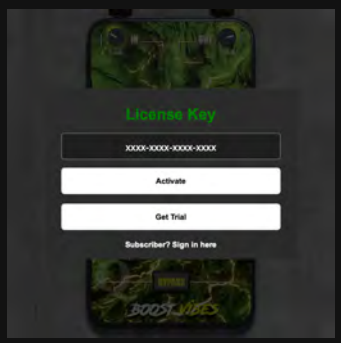

2. Activate Trial

Press "Get Trial" to auto generate trial license key. Press the "Activate" button to valid key.

**Trial is one use only*

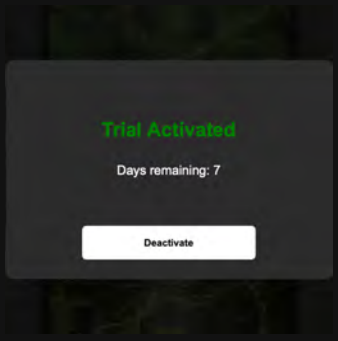

3. Trial Activated

If your trial key is valid (one use only), you will see "Trial Activated". You can click anywhere outside the activation window to exit or also click the "Invader" title to close screen.

Deactivate License

If you would like to move your license to a different machine, you can deactivate and reactivate your license at any time by navigating back to the License section and selecting “deactivate”. Once deactivated, you’ll be able to reactivate your license on another computer.

Boost Interface Controls



1. Input/Output Gain Control
2. Main Control Dial
3. Information Display
4. Bypass Toggle
5. License Activation
6. Resize Interface

Operation

Boost Vibes was designed to be the first plugin in your signal chain. For optimal results, insert Boost Vibes before your amplifier in your signal chain.

Control

The main control dial can be adjusted to control the amount of "Boost" introduced into your signal.



Bypass Control

To Bypass "Boost Vibes", turn the main control dial all the way to the left until it reads "OFF". Turning the main control up will reactivate the sound and turn off the bypass.

Alternatively you can toggle the bypass by clicking the the Bypass button located under the main control dial.

This will bypass the plugin until the bypass button is either pressed again or the main control dial value is changed.



In and Out Level Control

The input and output levels can be set by using the IN and OUT dials to trim or boost signal levels. For optimal sonics, ensure the output is not clipping and sufficient input signal is present.

Resize

Click the Resize icon to toggle between three interface sizes.

Click it again at any time to cycle through the various sizes



Connect with us:

You can connect with us on social media here:
Facebook - https://www.facebook.com/quantumdsp
YouTube - https://www.youtube.com/@QuantumDSP
Instagram - https://www.instagram.com/quantumdsp/

Product Support and Inquiries

If you have any questions or concerns about Quantum DSP's Vibes amplifiers or our Hybrid IR™ Libraries, please feel free to contact us at shop@quantumdsp.com

All rights are reserved. Copyright © 2026 Quantum DSP Ltd. "Hybrid IR™ Libraries", "Vibes", "Q-Tone™" EQ technologies, and all Impulse Responses are copyright © 2026 Quantum DSP Ltd.